

Installation Instructions



1606-XLE240ERZ SER B Redundancy Power Supply 1-Phase, 24V, 10A, 240W
1606-XLE240ECRZ SER B Redundancy Power Supply 1-Phase, 24V, 10A, 240W Conformal Coated



PU-410.015.46-xxB

EN		<p>Before operating this device, please read this manual thoroughly and retain this manual for future reference! This device may only be installed and put into operation by qualified personnel. If damage or malfunction should occur during operation, immediately turn power off and send device to the factory for inspection. The device does not contain serviceable parts. The information presented in this document is believed to be accurate and reliable and may change without notice. For any clarifications the English translation will be used.</p> <p>WARNING Risk of electrical shock, fire, personal injury, or death: Turn power off before working on the device. Protect against inadvertent re-powering. Do not touch during power-on and immediately after power-off. Hot surfaces may cause burns. Do not open, modify or repair the device. Use caution to prevent any foreign objects from entering the housing. Do not use in wet locations or in areas where moisture or condensation can be expected.</p>
DE		<p>Bitte lesen Sie diese Warnungen und Hinweise sorgfältig durch, bevor Sie das Gerät in Betrieb nehmen. Bewahren Sie die Anleitung zum Nachlesen auf. Das Gerät darf nur durch fachkundiges und qualifiziertes Personal installiert werden. Bei Funktionsstörungen oder Beschädigungen schalten Sie sofort die Versorgungsspannung ab und senden das Gerät zur Überprüfung ins Werk. Das Gerät beinhaltet keine Servicebauteile. Die angelegten Daten dienen allein der Produktbeschreibung und sind nicht als zugesicherte Eigenschaften im Rechtssinne aufzufassen. Im Zweifelsfall gilt der englische Text.</p> <p>WARNUNG Missachtung nachfolgender Punkte kann einen elektrischen Schlag, Brände, schwere Unfälle oder Tod zur Folge haben: Schalten Sie die Eingangsspannung vor Installations-, Wartungs- oder Änderungsarbeiten ab und sichern Sie diese gegen unbeabsichtigtes Wiedereinschalten. Gehäuse nicht während des Betriebes oder kurz nach dem Abschalten berühren. Heiße Oberflächen können Verletzungen verursachen. Führen Sie keine Änderungen oder Reparaturversuche am Gerät durch. Gerät nicht öffnen! Verhindern Sie das Eindringen von Fremdkörpern, wie z.B. Büroklammern und Metallteilen. Betreiben Sie das Gerät nicht in feuchter Umgebung oder in einer Umgebung, bei der mit Betauung oder Kondensation zu rechnen ist.</p>
FR		<p>Veillez lire ces instructions de montage et d'entretien avant de mettre l'alimentation sous tension. Conservez ce manuel qui vous sera toujours utile. Cette alimentation ne doit être installée que par du personnel qualifié et compétent. En cas de dommage ou dysfonctionnement, coupez immédiatement la tension d'alimentation et retournez l'appareil à l'usine pour vérification. ! L'alimentation ne contient pas de pièces échangeables Les données indiquées dans ce document servent uniquement à donner une description du produit et n'ont aucune valeur juridique. En cas de divergences, le texte anglais fait foi.</p> <p>AVERTISSEMENT Prendre en compte les points suivants, afin d'éviter toute détérioration électrique, incendie, dommage aux personnes ou mort: Mettre l'alimentation hors tension avant toute intervention sur celle-ci et s'assurer qu'il n'y a pas risque de redémarrage. Ne pas toucher le carter pendant le fonctionnement ou directement après la mise hors tension. Surface chaude risquant d'entraîner des blessures. Ne pas ouvrir, modifier ou réparer l'alimentation. Veiller à ce qu'aucun objet ne rentre en contact avec l'intérieur de l'alimentation (trombones, pièces métalliques). Ne pas faire fonctionner l'appareil dans un environnement humide ou dans un environnement où il peut y avoir de la condensation.</p>
ES		<p>Conserve este manual como referencia para futuras consultas. La fuente de alimentación solo puede ser instalada y puesta en funcionamiento por personal cualificado. Por favor lea detenidamente este manual antes de conectar la fuente de alimentación. Si se produce un fallo o mal funcionamiento durante la operación, desconecte inmediatamente la tensión de alimentación. En ambos casos, el equipo debe ser inspeccionado en fábrica. La información presentada en este documento es exacta y fiable en cuanto a la descripción del producto y puede cambiar sin aviso. En casa de duda, prevalece el texto inglés.</p> <p>ADVERTENCIA Riesgo de descarga eléctrica, incendio, accidente grave o muerte: Desconectar la tensión de red antes de trabajar en la fuente de alimentación. Evite una posible reconexión involuntaria. No tocar durante el funcionamiento ni inmediatamente después del apagado. El calor de la superficie puede causar quemaduras graves. No realizar ninguna modificación o reparación de la unidad. No abrir la unidad. Evitar la introducción en la carcasa de objetos extraños. No usar el equipo en ambientes húmedos. No operar el equipo en ambientes donde se espere la formación de rocío o condensación.</p>
IT		<p>Prima di collegare il sistema di alimentazione elettrica si prega di leggere attentamente le seguenti avvertenze. Conservare le istruzioni per la consultazione futura. Il sistema di alimentazione elettrica deve essere installato solo da personale competente e qualificato. Se durante il funzionamento si verificano anomalie o guasti, scollegare immediatamente la tensione di alimentazione. In entrambi i casi è necessario far controllare l'apparecchio dal produttore! I dati sono indicati solo a scopo descrittivo del prodotto e non vanno considerati come caratteristiche garantite dell'apparecchio. In caso di differenze o problemi è valido il testo inglese.</p> <p>AVVERTENZA Il mancato rispetto delle seguenti norme può provocare folgorazione elettrica, incendi, gravi incidenti e perfino la morte: Prima di eseguire interventi di installazione, di manutenzione o di modifica scollegare la tensione di rete ed adottare tutti i provvedimenti necessari per impedirne il ricollegamento non intenzionale. Non toccare quando acceso e subito dopo lo spegnimento. La superficie calda può causare scottature. Non tentare di aprire, di modificare o di riparare l'apparecchio. Impedire la penetrazione di corpi estranei nell'apparecchio, ad esempio fermagli o altri oggetti metallici. Non far funzionare l'apparecchio in un ambiente umido. Non far funzionare l'apparecchio in un ambiente soggetto alla formazione di condensa o di rugiada.</p>
PT		<p>Recomendamos a leitura cuidadosa das seguintes advertências e observações, antes de colocar em funcionamento a fonte de alimentação. Guarde as Instruções para futura consulta, em casos de dúvida. A fonte de alimentação deverá ser instalada apenas por profissionais da área, tecnicamente qualificados. Se por acaso, durante a utilização ocorrer algum defeito de funcionamento ou dano, desligue imediatamente a tensão de alimentação. Em ambos os casos, será necessária uma verificação na Fábrica! Os dados mencionados têm como finalidade somente a descrição do produto, e não devem ser interpretados como propriedades garantidas no sentido jurídico. Em caso de dúvidas aplica-se o texto em inglês.</p> <p>ATENÇÃO A não observância ou o incumprimento dos pontos a seguir mencionados, poderá causar uma descarga elétrica, incêndios, acidentes graves ou morte: Antes de trabalhos de instalação, manutenção ou modificação, desligue a tensão de alimentação, protegendo-a contra uma nova ligação involuntária. Não tocar enquanto estiver em funcionamento, nem após a desligar. A superfície poderá estar quente e provocar lesões. Não efectue nenhuma modificação ou tentativa de reparação no aparelho. Quando necessário contacte o seu distribuidor. Não abra o aparelho. Proteger a fonte de alimentação contra a introdução inadvertida de corpos metálicos, como por ex., cliques ou outras peças de metal. Não usar o aparelho em ambientes húmidos. Não usar o aparelho em ambientes propensos a condensações.</p>

Product Description

The 1606-XLE240ERZ SER B is a DIN-rail mountable single-phase-input power supply with a built-in decoupling MOSFET for 1+1 or n+1 redundant power supply systems. It provides a floating, stabilized and galvanically separated SELV/PELV output voltage. Plug connectors allow a replacement on a running application.

The 1606-XLE240ECRZ SER B device is the same as the 1606-XLE240ERZ SER B but with conformal coated pc-boards.

Intended Use

This device is designed for installation in an enclosure and is intended for commercial use, such as in industrial control, process control, monitoring and measurement equipment or the like. Do not use this device in equipment where malfunction may cause severe personal injury or threaten human life.

If this device is used in a manner outside of its specification, the protection provided by the device may be impaired.

Installation Instructions

Install device in an enclosure providing protection against electrical, mechanical and fire hazards.

Install the device onto a DIN-rail according to EN 60715 with the input terminals on the bottom of the device. Other mounting orientations require a reduction in output current.

Make sure that the wiring is correct by following all local and national codes. Use appropriate copper cables that are designed for a minimum operating temperature of 60°C for ambient temperatures up to +45°C, 75°C for ambient temperatures up to +60°C and 90°C for ambient temperatures up to +70°C. Ensure that all strands of a stranded wire enter the terminal connection. Unused screw terminals should be securely tightened.

The device is designed for pollution degree 2 areas in controlled environments. No condensation or frost is allowed.

The enclosure of the device provides a degree of protection of IP20. The enclosure does not provide protection against spilled liquids.

The isolation of the device is designed to withstand impulse voltages of overvoltage category III according to IEC 60664-1.

The device is designed as "Class of Protection I" equipment according to IEC 61140. Do not use without a proper PE (Protective Earth) connection.

The device is suitable to be supplied from TN, TT or IT mains networks. The continuous voltage between the input terminal and the PE potential must not exceed 300Vac.

The input can also be powered from batteries or similar DC sources. The continuous voltage between the supply voltage and the PE/ground potential must not exceed 375Vdc.

A disconnecting means shall be provided for the input of the device.

The device is designed for convection cooling and does not require an external fan. Do not obstruct airflow and do not cover ventilation grid!

Technical Data

All values are typical figures specified at 230Vac 50Hz input voltage, 24V 10A output load, 25°C ambient temperature and after a 5 minutes run-in time unless otherwise noted.

Output voltage	DC 24V	0% / +6%
Adjustment range	-	Not adjustable
Output current	12A	Below +45°C ambient
	10A	At +60°C ambient
	7.5A	At +70°C ambient
	Derate linearly between +45°C and +70°C	
Input voltage AC	AC 100 - 240V	-15%/+10%
Mains frequency	50 - 60Hz	±6%
Input current AC	2.17 / 1.14A	At 120 / 230Vac
Power factor	0.99 / 0.97	At 120 / 230Vac
Input voltage DC	DC 110 - 150V	±20%
Input current DC	2.35A	At 110Vdc
Input inrush current	6 / 9A pk	At 120 / 230Vac, 40°C, cold start
Efficiency	93.0 / 94.7%	At 120 / 230Vac
Power losses	18.1 / 13.4W	At 120 / 230Vac
Hold-up time	37 / 37ms	At 120 / 230Vac
Temperature range	-25 to +70°C	
Max. wire size (litz wire)	2.5mm ²	Power terminals
Wire size AWG	AWG 20-12	Power terminals
Max. wire diameter	2.4mm	Power terminals
Wire stripping length	7mm / 0.28inch	Power terminals
Tightening torque	0.5Nm / 4.5lb.inch	Power terminals
Max. wire size (litz wire)	1.5mm ²	DC OK terminals
Wire size AWG	AWG 26-14	DC OK terminals
Max. wire diameter	1.8 mm	DC OK terminals
Wire stripping length	6mm / 0.25inch	DC OK terminals
Tightening torque	0.8Nm / 7lb.inch	DC OK terminals
Size (wxhxd)	39x124x17mm	Without DIN-rail
Weight	600g / 1.3lb	

The device is designed for altitudes up to 5000m (16400ft). Above 2000m (6560ft) a reduction in output current and over voltage category is required.

Keep the following minimum installation clearances: 40mm on top, 20mm on the bottom, 5mm left and right side. Increase the 5mm to 15mm in case the adjacent device is a heat source. When the device is permanently loaded with less than 50%, the 5mm can be reduced to zero.

The device is designed, tested and approved for branch circuits up to 20A without additional protection device. If an external fuse is utilized, do not use circuit breakers smaller than 6A B- or C-Characteristic to avoid a nuisance tripping of the circuit breaker.

The maximum surrounding air temperature is +70°C (+158°F). The operational temperature is the same as the ambient or surrounding air temperature and is defined 2cm below the device.

The device is designed to operate in areas between 5% and 95% relative humidity.

Do not unplug the connectors more often than 20 times in total.

Installation Instructions for Hazardous Location Areas

The device is suitable for use in Class I Division 2 Groups A, B, C, D locations and for use in Group II Category 3 (Zone 2) environments.

Classification: ATEX: EPS 15 ATEX 1 101 X, II 3G EX ec nC IIC T4 Gc / IECEx EPS 19.0102X

WARNING EXPLOSION HAZARDS!

Do not use with DC input voltages.

Use only in standard vertical mounting orientation with the input terminals on bottom of the unit.

Substitution of components may impair suitability for this environment.

Do not disconnect the device or operate the voltage adjustment unless power has been switched off or the area is known to be non-hazardous.

The equipment shall be installed in an enclosure that provides a degree of protection not less than IP54 in accordance with EN 60079-7 or EN 60079-15.

Functional Description

The output is electronically protected against no-load, overload and short circuit and can supply any kind of loads, including unlimited inductive and capacitive loads. If capacitors with a capacitance >1.5F are connected, the unit might charge the capacitor in an intermittent mode.

Do not apply return voltages from the load to the output terminals higher than 35V.

The green DC-OK LED reports an output voltage above 22Vdc of a running device.

The DC-OK relay monitors the output voltage and the contact is closed when the DC-OK LED is on. Contact ratings: 60Vdc 0.3A, 30Vdc 1A, 30Vac 0.5A for resistive loads.

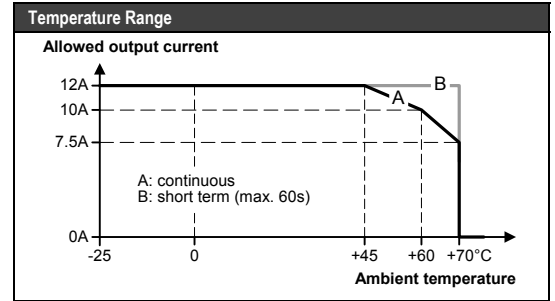
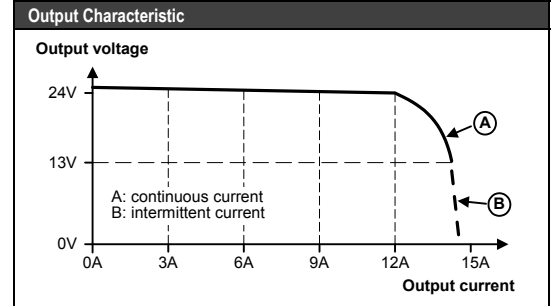
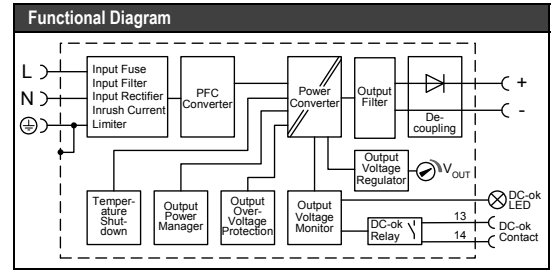
The device is equipped with an over-temperature protection. In case of a high temperature, the output shuts down and starts automatically again after cooling off.

At heavy overloads (when output voltage falls below 13V), the device delivers continuous output current for 2s. After this, the output is switched off for 18s before a new start attempt is automatically performed. This cycle is repeated as long as the overload exists.

Devices can be paralleled to increase the output power. The ambient temperature is not allowed to exceed +70°C. Above +37°C, the sum of output current must be reduced. The device is featured with a "soft output regulation characteristic" in order to achieve current share between multiple devices, when they are connected in parallel. The "soft output regulation characteristic" regulates the output voltage in such a manner that the voltage at no load is approx. 4% higher than at nominal load. Energize all units at the same time. It also might be necessary to cycle the input power (turn-off for at least five seconds), if the output was in overload or short circuit.

Same devices can be connected in series for higher output voltages. It is allowed to connect as many devices in series as needed, providing the sum of the output voltage does not exceed 150Vdc.

In case of an internal defect, a redundant circuit limits the maximum output voltage to 32V. The output shuts down and automatically attempts to restart.



Rockwell Automation Support

For Technical Support, visit ROK.AUTO/SUPPORT.

The information in this document is believed to be accurate and reliable and may change without notice.

Rockwell Automation maintains current product environmental compliance information on its website at rok.auto/pec.

Allen-Bradley, Rockwell Software, and Rockwell Automation are trademarks of Rockwell Automation, Inc. Trademarks not belonging to Rockwell Automation are property of their respective companies.

www.rockwellautomation.com

Power, Control and Information Solution Headquarters

Americas: Rockwell Automation, 1201 South Second Street, Milwaukee, WI 53204-2496 USA, Tel: (1) 414.382.2000, Fax: (1) 414.382.4444

Europe/Middle East/Africa: Rockwell Automation NV, Pegasus Park, De Kleetlaan 12a, 1831 Diegem, Belgium, Tel: (32) 2663.0600, Fax (32) 2663.0640

Asia Pacific: Rockwell Automation, Level 14, Core F, Cyberport 3, 100 Cyberport Road, Hong Kong, Tel: (852) 2887.4778, Fax (852) 2508.1846

Turkey: Rockwell Otomasyon Ticaret A.Ş., Kar Plaza İş Merkezi E Blok Kat:6 34752 İçerenköy, İstanbul, Tel: (90) 216.5698400 (EEE Yönetmeliğine Uygundur)